

How Are You Today

Part 1

	How	Are	You	To-	day	How	Are	You	To-	day	I	am	fine	ve-	ry	fine	How	Are	You	To-	day							
Count:	1	2	3	4	1	2	3	4	1	2	3	4	1	2	3	4	1	2	3	4	1	2	3	4	1	2	3	4
Rhythm:																												
String:	1	1	1	1	1	1	1	1	1	1	1	1	1	1	1	1	1	1	1	1	1	1	1	1				
Fret:	4	4	2	2	0	4	4	2	2	0	0	0	0	2	2	2	4	4	2	2	0							

Part 2

Count:	1	2	3	4	1	2	3	4	1	2	3	4	1	2	3	4	1	2	3	4	1	2	3	4	1	2	3	4	1	2	3	4
Rhythm:																																
String:	1	1	2	2	1	1	2	1	1	2	2	1	1	2	2	2	2	2	1	1	2	2	1	1	2	1	1	2	1	1	2	
Fret:	0	0	0	0	0	0	0	0	0	0	0	0	0	0	0	0	0	0	0	0	0	0	0	0	0	0	0	0	0	0	0	0

Part 3





















Count:	1	2	3	4	1	2	3	4	1	2	3	4	1	2	3	4	1	2	3	4	1	2	3	4	1	2	3	4	1	2	3	4
Rhythm:																																
String:	3	3	3	3	3	3	3	3	3	3	3	3	3	3	3	3	3	3	3	3	3	3	3	3	3	3	3	3	3	3	3	
Fret:	1	1	2	2	1	1	1	1	1	2	2	1	1	1	1	1	1	2	2	2	1	1	2	2	1	1	1					

Part 4





















Count:	1	2	3	4	1	2	3	4	1	2	3	4	1	2	3	4	1	2	3	4	1	2	3	4	1	2	3	4	1	2	3	4
Rhythm:																																
String:	6	6	5	5	6	6	5	6	6	5	5	6	6	5	6	6	6	5	5	5	6	6	5	5	6	6	6					
Fret:	0	0	2	2	0	0	2	0	0	2	2	0	0	2	0	0	0	2	2	2	0	0	2	2	0	0	0					

Tinker Tailor





















Part 1

	Tin - ker	Tai -lor	sold -ier	sai - lor	rich man	poor man	beg-ger man	thief	
Count:	1 2 3 4	1 2 3 4	1 2 3 4	1 2 3 4	1 2 3 4	1 2 3 4	1 2 3 4	1 2 3 4	
Rhythm:	   	   	   	   	   				
String:	(1) (1) (1) (1)	(1) (1) (1) (1)	(1) (1) (1) (1)	(1) (1) (1) (1)	(1) (1) (1) (1)	(1) (1) (1) (1)	(1) (1) (1) (1)	(1) (1) (1) (1)	
Fret:	3 0 3 0	3 0 3 0	3 0 3 0	3 0 3 0	3 0 3 0	3 0 3 0	3 3 0 3	3 3 0 3	





















Part 2

Count:	1 2 3 4	1 2 3 4	1 2 3 4	1 2 3 4	
Rhythm:	   	   	   	   	   
String:	(1) (2) (1) (2)	(1) (2) (1) (2)	(1) (2) (1) (2)	(1) (2) (1) (2)	
Fret:	0 1 0 1	0 1 0 1	0 1 0 1	0 1 0 1	

Part 3

Count:	1 2 3 4	1 2 3 4	1 2 3 4	1 2 3 4	
Rhythm:	   	   	   	   	   
String:	(2) (3) (2) (3)	(2) (3) (2) (3)	(2) (3) (2) (3)	(2) (3) (2) (3)	
Fret:	1 0 1 0	1 0 1 0	1 0 1 0	1 0 1 0	

Part 4

Count:	1 2 3 4	1 2 3 4	1 2 3 4	1 2 3 4	
Rhythm:	   	   	   	   	   
String:	(5) (5) (5) (5)	(6) (6) (6) (6)	(5) (5) (5) (5)	(6) (6) (5)	
Fret:	3 3 3 3	3 3 3 3	3 3 3 3	3 3 3	

Russian Song

	Em		Am		Em
<i>Chords:</i>	/ / / /	/ / / /	/ / / /	/ / / /	/ / / /
<i>Count:</i>	1 2 3 4	1 2 3 4	1 2 3 4	1 2 3 4	1 2 3 4
<i>Rhythm:</i>					
<i>String:</i>	① ① ① ①	① ① ②	② ② ② ②	①	①
<i>Fret:</i>	0 0 0 2	0 0 0	1 0 1 3	0	0
	Em		Am		Em
<i>Chords:</i>	/ / / /	/ / / /	/ / / /	/ / / /	/ / / /
<i>Count:</i>	1 2 3 4	1 2 3 4	1 2 3 4	1 2 3 4	1 2 3 4
<i>Rhythm:</i>					
<i>String:</i>	① ① ① ①	① ① ②	② ② ② ②	①	①
<i>Fret:</i>	0 0 0 2	0 0 0	1 0 1 3	0	0
	Em		Am		Em
<i>Chords:</i>	/ / / /	/ / / /	/ / / /	/ / / /	/ / / /
<i>Count:</i>	1 2 3 4	1 2 3 4	1 2 3 4	1 2 3 4	1 2 3 4
<i>Rhythm:</i>					
<i>String:</i>	① ① ① ②	① ① ②	② ② ② ②	①	①
<i>Fret:</i>	3 2 0 3	0 0 0	1 0 1 3	0	0
	Em		Am		Em
<i>Chords:</i>	/ / / /	/ / / /	/ / / /	/ / / /	/ / / /
<i>Count:</i>	1 2 3 4	1 2 3 4	1 2 3 4	1 2 3 4	1 2 3 4
<i>Rhythm:</i>					
<i>String:</i>	① ① ① ①	① ① ②	② ② ② ②	①	①
<i>Fret:</i>	0 0 0 2	0 0 0	1 0 1 3	0	0

Are You Sleeping

Traditional Round

	Are	you	sleep -	ing		Are	you	sleep -	ing
Count:	1	2	3	4		1	2	3	4
Rhythm:									
String:	③	③	②	③		③	③	②	③
Fret:	0	2	0	0		0	2	0	0

Bro -	ther	John,		Bro -	ther	John,
1	2	3 4		1	2	3 4
②	②	②		②	②	②
0	1	3		0	1	3

Morn -	ing	bells	are	ring -	ing		Morn -	ing	bells	are	ring -	ing
1	2	3	4	1	2		1	2	3	4	1	2
②	①	②	②	②	③		②	①	②	②	②	③
3	0	3	1	0	0		3	0	3	1	0	0

Ding,	Ding,	Dong...		Ding,	Ding,	Dong...
1	2	3 4		1	2	3 4
③	④	③		③	④	③
0	0	0		0	0	0

Bingo

	There	was	a	far - mer	had	a	dog and	bin - go	was	his	name -	o	
Count:	3 4	1 2	3 4	1 2	3 4	1 2	3 4	1 2	3 4	1 2	3 4	1 2	3 4
Rhythm:													
String:	(3)	(2)	(2)	(3)	(3)	(3)	(3)	(2)	(2)	(2)	(2)	(1)	(2)
Fret:	0	1	1	0	0	2	2	0	0	1	1	3	3


	B	I	N	G	O	B	I	N	G	O
Count:	1 2	3 4	1 2	3 4	1 2	3 4	1 2	3 4	1 2	3 4
Rhythm:										
String:	(1)	(1)	(1)	(1)	(1)	(2)	(2)	(1)	(1)	(1)
Fret:	0	0	1	1	1	3	3	0	0	0

	B	I	N	G	O	and	Bin - go	was	his	name -	o	
Count:	1 2	3 4	1 2	3 4	1 2	3 4	1 2	3 4	1 2	3 4	1 2	3 4
Rhythm:												
String:	(2)	(2)	(2)	(2)	(2)	(2)	(3)	(3)	(2)	(2)	(2)	
Fret:	1	1	3	3	3	1	0	0	2	0	1	1

Lightly Row

Chords: C G7 C G7

Count: 1 2 3 4 | 1 2 3 4 | 1 2 3 4 | 1 2 3 4

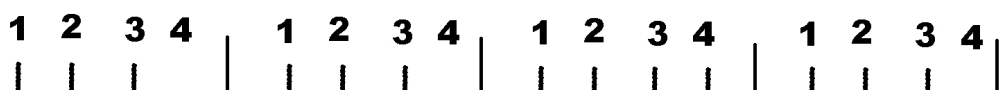
Rhythm: 

String: (1)(1)(1) (1)(2)(2) (2)(2)(1)(1) (1)(1)(1)

Fret: 3 0 0 1 3 3 1 3 0 1 3 3 3

C G7 C G7 C

Count: 1 2 3 4 | 1 2 3 4 | 1 2 3 4 | 1 2 3 4


Rhythm: 

String: (1)(1)(1) (1)(2)(2) (2)(1)(1)(1) (1)(1)(1)

Fret: 3 0 0 1 3 3 1 0 3 3 0 0 0

G7 C

Count: 1 2 3 4 | 1 2 3 4 | 1 2 3 4 | 1 2 3 4

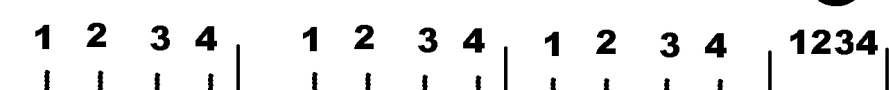
Rhythm: 

String: (2)(2)(2)(2) (2)(1)(1) (1)(1)(1)(1) (1)(1)(1)

Fret: 3 3 3 3 3 0 1 0 0 0 0 0 1 3

C G7 C G7 C

Count: 1 2 3 4 | 1 2 3 4 | 1 2 3 4 | 1234


Rhythm: 

String: (1)(1)(1)(1) (1)(2)(2)(2) (2)(1)(1)(1) (2)

Fret: 3 0 0 0 1 3 3 3 1 0 3 3 1

Sonatina


Part 1 **Count:** 1 2 3 4 | 1 2 3 4 | 1 2 3 4 | 1 2 3 4

Rhythm: 

String: (2) (1) (2) (3) (3) | (2) (1) (2) (3) (1) (1) (1) (2) (2) (2) (2) (2) (2) (2) (3) (3)

Fret: 1 0 1 0 0 | 1 0 1 0 3 | 1 0 3 1 0 1 0 1 3 | 1 0 2 0


1 2 3 4 | 1 2 3 4 | 1 2 3 4 | 1 2 3 4



(2) (1) (2) (3) (3) | (1) (1) (1) (2) (1) (1) (1) (1) (2) (2) (3) (2)

1 0 1 0 0 | 0 3 0 1 0 3 | 1 0 3 1 0 1


Part 2 **Count:** 1 2 3 4 | 1 2 3 4 | 1 2 3 4 | 1 2 3 4

Rhythm: 

String: (3) (3) (4) | (3) (3) (4) | (3) (3) (4) (4) | (2) (3) (4)

Fret: 0 0 2 | 0 0 2 | 0 0 0 0 | 0 0 0


1 2 3 4 | 1 2 3 4 | 1 2 3 4 | 1 2 3 4



(3) (3) (4) | (3) (3) (4) | (4) (3) (2) (3) | (3) (4) (4)

0 0 2 | 0 0 2 | 0 0 0 0 | 0 0 2


Part 3 **Count:** 1 2 3 4 | 1 2 3 4 | 1 2 3 4 | 1 2 3 4

Rhythm: 

String: (5) (5) | (5) (5) | (5) (5) (6) (6) | (6) (3) (4) (4) (4)

Fret: 3 3 | 3 3 | 2 2 3 3 | 3 0 3 2 0

1 2 3 4 | 1 2 3 4 | 1 2 3 4 | 1 2 3 4



(5) (5) | (5) (5) | (6) (5) (4) (4) | (5) (5) (5)

3 3 | 3 3 | 3 2 0 0 | 3 2 3

Hot Cross Buns

Part 1

	Hot Cross Buns!	Hot Cross Buns!	One a pen ny	Two a pen ny	Hot Cross Buns!
Count:	1 2 3 4	1 2 3 4	1 2 3 4	1 2 3 4	1 2 3 4
Rhythm:					
String:	(1) (1) (1)	(1) (1) (1)	(1) (1) (1) (1) (1) (1) (1) (1)	(1) (1) (1) (1) (1) (1) (1) (1)	(1) (1) (1)
Fret:	4 2 0	4 2 0	0 0 0 0 2 2 2 2	4 2 0	4 2 0

Part 2

	1 2 3 4	1 2 3 4	1 2 3 4	1 2 3 4
Count:	1 2 3 4	1 2 3 4	1 2 3 4	1 2 3 4
Rhythm:				
String:	(1) (2) (1)	(1) (2) (1)	(1) (1) (2) (2)	(1) (2) (1)
Fret:	0 0 0	0 0 0	0 0 0 0	0 0 0

Part 3


	1 2 3 4	1 2 3 4	1 2 3 4	1 2 3 4
Count:	1 2 3 4	1 2 3 4	1 2 3 4	1 2 3 4
Rhythm:				
String:	(2) (2) (3)	(2) (2) (3)	(3) (3) (2) (2)	(2) (2) (3)
Fret:	0 0 1	0 0 1	1 1 0 0	0 0 1

Part 4

	1 2 3 4	1 2 3 4	1 2 3 4	1 2 3 4
Count:	1 2 3 4	1 2 3 4	1 2 3 4	1 2 3 4
Rhythm:				
String:	(6) (5) (6)	(6) (5) (6)	(6) (6) (5) (5)	(6) (5) (6)
Fret:	0 2 0	0 2 0	0 0 2 2	0 2 0

Indian Song

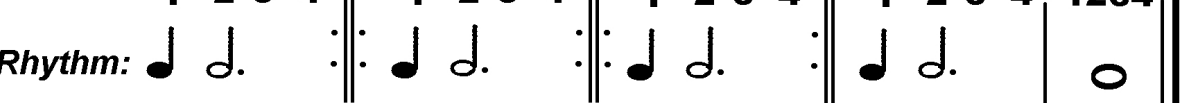
Part 1 **Count:** 1 2 3 4 ||: 1 2 3 4 ||: 1 2 3 4 ||: 1 2 3 4 | 1234 ||

Rhythm: 

String: (1) (1) (1) (1) (2) (2) (2) (2) (1) (1) (1) (1) (2) (2) (2) (2) (1)

Fret: 3 0 0 0 3 0 0 0 3 0 0 0 3 0 0 0 0


Part 2 **Count:** 1 2 3 4 ||: 1 2 3 4 ||: 1 2 3 4 ||: 1 2 3 4 | 1234 ||

Rhythm: 

String: (1) (1) (2) (2) (1) (1) (2) (2) (1)

Fret: 0 0 0 0 0 0 0 0 0


Part 3 **Count:** 1 2 3 4 ||: 1 2 3 4 ||: 1 2 3 4 ||: 1 2 3 4 | 1234 ||

Rhythm: 

String: (1) (1) (2) (2) (1) (1) (2) (2) (2)

Fret: 7 7 7 7 7 7 7 7 0

Part 4 **Count:** 1 2 3 4 ||: 1 2 3 4 ||: 1 2 3 4 ||: 1 2 3 4 | 1234 ||

Rhythm: 

String: (6) (6) (6) (6) (5) (5) (5) (5) (6) (6) (6) (6) (5) (5) (5) (5) (6)

Fret: 0 0 0 0 2 2 2 2 0 0 0 0 2 2 2 2 0

 - Repeat sign

Jingle Bells









	Jin - gle	Bells		Jin - gle	Bells		Jin - gle	all	the	way
Count:	1	2	3 4	1	2	3 4	1	2	3 4	1 2 3 4
Rhythm:										
String:	(1)	(1)	(1)	(1)	(1)	(1)	(1)	(1)	(2)	(2)
Fret:	0	0	0	0	0	0	0	3	1	3

	Oh	what	fun	it		is	to	ride	in a	one	horse	op - en	sleigh	hey
	1	2	3	4		1	2	3	4	1	2	3	4	1 2 3 4
	(1)	(1)	(1)	(1)		(1)	(1)	(1)	(1)	(1)	(2)	(2)	(1)	(2)
	1	1	1	1		1	0	0	0	0	3	3	0	3









	Jin - gle	Bells		Jin - gle	Bells		Jin - gle	all	the	way
	1	2	3 4	1	2	3 4	1	2	3 4	1 2 3 4
	(1)	(1)	(1)	(1)	(1)	(1)	(1)	(1)	(2)	(2)
	0	0	0	0	0	0	3	1	3	0

	Oh	what	fun	it		is	to	ride	in a	one	horse	op - en	sleigh
	1	2	3	4		1	2	3	4	1	2	3	4
	(1)	(1)	(1)	(1)		(1)	(1)	(1)	(1)	(1)	(1)	(2)	(1)
	1	1	1	1		1	0	0	0	3	3	1	3

Sunshine Of Your Love

<i>Count:</i>	1	2	3	4	1	2	3	4
<i>Rhythm:</i>								
<i>String:</i>	(2)	(2)	(2)	(2)	(3)	(3)	(3)	(4)
<i>Fret:</i>	3	3	1	3	2	1	0	0

Iron Man

<i>Count:</i>	1	2	3	4	1	2	3	4
<i>Rhythm:</i>								
<i>String:</i>	(5)	(4)	(4)	(4)	(4)	(3)	(4)	(3)
<i>Fret:</i>	2	0	0	2	2	0	4	0